



ATTIC

2nd FLOOR

1st FLOOR

BASEMENT

**Addition to
Mejo Residence**

119 East Dudley Avenue
Westfield, New Jersey



ethan marsh
2030 north adams street
apartment 1107
arlington, va 22201
www.ethanmarshdesign.com

(908) 209-9019
mail@ethanmarshdesign.com

East Elevation

PROJECT NO.: 03-010

ISSUE: 00-012

A-5

SCALE: 1/8" = 1'-0"

DATE DRAWN: 1/22/05

NO. 1 OF 1 DWGS.



ATTIC ↕

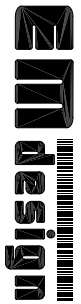
2nd FLOOR ↕

1st FLOOR ↕

BASEMENT ↕

**Addition to
Mejo Residence**
119 East Dudley Avenue
Westfield, New Jersey

ethan marsh
2030 north adams street
apartment 1107
arlington, va 22201
www.ethanmarshdesign.com
mail@ethanmarshdesign.com
(908) 209-9019



North Elevation

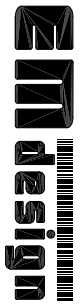
PROJECT NO.: 03-010 ISSUE: 00-012

A-6
SCALE: 1/8" = 1'-0"
DATE DRAWN: 1/22/05
NO. 1 OF 10WGS.



**Addition to
Mejo Residence**
119 East Dudley Avenue
Westfield, New Jersey

ethan marsh
2030 north adams street
apartment 1107
arlington, va 22201
www.ethanmarshdesign.com
(908) 209-9019
mail@ethanmarshdesign.com



West Elevation


A-7
SCALE: 1/8" = 1'-0"
DATE DRAWN: 1/22/05
NO. 1 OF 1 DWGS.

PROJECT NO.: 03-010 ISSUE: 00-012



**Addition to
Mejo Residence**
119 East Dudley Avenue
Westfield, New Jersey

ethan marsh
2030 north adams street
apartment 1107
arlington, va 22201
www.ethanmarshdesign.com



(908) 209-9019
mail@ethanmarshdesign.com

South Elevation

PROJECT NO.: 03-010

ISSUE: 00-012

A-8

SCALE: 1/8" = 1'-0"

DATE DRAWN: 1/22/05

NO. 1 OF 10WGS.