



**Addition to
Mejo Residence**
119 East Dudley Avenue
Westfield, New Jersey

ethan marsh
2030 north adams street
apartment 1107
arlington, va 22201
www.ethanmarshdesign.com

EM design
(908) 209-9019
mail@ethanmarshdesign.com

East Elevation

PROJECT NO.: 03-010
ISSUE: 00-011

A-5

SCALE: 1/8" = 1'-0"
DATE DRAWN: 12/19/04
NO. 1 OF 1 DWGS.



ATTIC

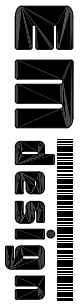
2nd FLOOR

1st FLOOR

BASEMENT

**Addition to
Mejo Residence**

119 East Dudley Avenue
Westfield, New Jersey



ethan marsh
2030 north adams street
apartment 1107
arlington, va 22201
www.ethanmarshdesign.com

(908) 209-9019
mail@ethanmarshdesign.com

North Elevation

PROJECT NO.: 03-010
ISSUE: 00-01

A-6

SCALE: 1/8" = 1'-0"
DATE DRAWN: 12/19/04
NO. 1 OF 1 DWGS.



ATTIC


2nd FLOOR

1st FLOOR

BASEMENT

**Addition to
Mejo Residence**

119 East Dudley Avenue
Westfield, New Jersey



ethan marsh
2030 north adams street
apartment 1107
arlington, va 22201
www.ethanmarshdesign.com

(908) 209-9019
mail@ethanmarshdesign.com

West Elevation

PROJECT NO.: 03-010 ISSUE: 00-011

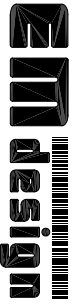
A-7

SCALE: 1/8" = 1'-0"
DATE DRAWN: 12/19/04
NO. 1 OF 1 DWGS.



**Addition to
Mejo Residence**
119 East Dudley Avenue
Westfield, New Jersey

ethan marsh
2030 north adams street
apartment 1107
arlington, va 22201



(908) 209-9019
mail@ethanmarshdesign.com
www.ethanmarshdesign.com

South Elevation

PROJECT NO.: 03-010

ISSUE: 00-011

A-8

SCALE: 1/8" = 1'-0"

DATE DRAWN: 12/19/04

NO. 1 OF 10 PGS.