



ATTIC ↴

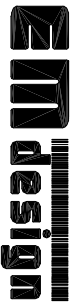
2nd FLOOR ↴

1st FLOOR ↴

BASEMENT ↴

**Addition to  
Meयो Residence**

119 East Dudley Avenue  
Westfield, New Jersey



ethan marsh  
534 hantfordplace  
westfield, nj 07090

(908) 209-9019  
mail@ethanmarshdesign.com  
www.ethanmarshdesign.com

**Proposed East  
Elevation**

PROJECT NO.: 03-010

ISSUE: DD-009

**A-6**

SCALE: 1/8" = 1'-0"

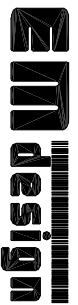
DATE DRAWN: 6/29/04

NO. 1 OF 1DWGS.



Addition to  
Meyo Residence  
119 East Dudley Avenue  
Westfield, New Jersey

ethan marsh  
534 hantfordplace  
westfield nj 07090  
mail@ethanmarshdesign.com  
www.ethanmarshdesign.com



Proposed North  
Elevation  
PROJECT NO.: 03-00  
ISSUE: DD-009

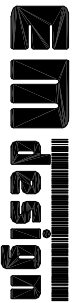
SCALE: 1/8" = 1'-0"  
DATE DRAWN: 6/29/04  
NO. 1 OF 1DWGS.

A-7



Addition to  
 Meyo Residence  
 119 East Dudley Avenue  
 Westfield, New Jersey

ethan marsh  
 534 hantfordplace  
 westfield, nj 07090



(908) 209-9019  
 mail@ethanmarshdesign.com  
 www.ethanmarshdesign.com

Proposed West  
 Elevation

PROJECT NO.: 03-010

ISSUE: DD-009

A-8

SCALE: 1/8" = 1'-0"

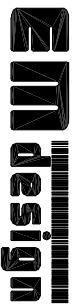
DATE DRAWN: 6/29/04

NO. 1 OF 1DWGS.



Addition to  
Meयो Residence  
119 East Dudley Avenue  
Westfield, New Jersey

ethan marsh  
534 hantfordplace  
westfield, nj 07090



(908) 209-9019  
mail@ethanmarshdesign.com  
www.ethanmarshdesign.com

Proposed South  
Elevation

PROJECT NO.: 03-010

ISSUE: DD-009

A-9

SCALE: 1/8" = 1'-0"

DATE DRAWN: 6/29/04

NO. 1 OF 1DWGS.