



ATTIC

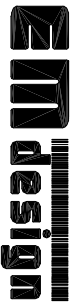
2nd FLOOR

1st FLOOR

BASEMENT

Addition to
Meयो Residence

119 East Dudley Avenue
Westfield, New Jersey



ethan marsh
534 hantfordplace
westfield, nj 07090

(908) 209-9019
mail@ethanmarshdesign.com
www.ethanmarshdesign.com

Proposed East
Elevation

PROJECT NO.: 03-010

ISSUE: DD-006

A-6

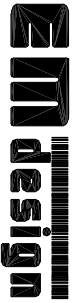
SCALE: 1/8" = 1'-0"

DATE DRAWN: 4/8/04

NO. 1 OF 1DWGS.

Addition to
MeYo Residence
119 East Dudley Avenue
Westfield, New Jersey

ethan marsh
534 hantfordplace
westfield, nj 07090



(908) 209-9019
mail@ethanmarshdesign.com
www.ethanmarshdesign.com

PROJECT NO.: 03-010

ISSUE: DD-006

NO. 1 OF 1DWGS.

Proposed North
Elevation

A-7

SCALE: 1/8" = 1'-0"

DATE DRAWN: 4/8/04





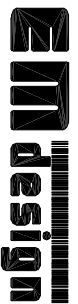
ATTIC

2nd FLOOR

BASEMENT

Addition to
Meयो Residence

119 East Dudley Avenue
Westfield, New Jersey



ethan marsh
534 hanfordplace
westfield, nj 07090

(908) 209-9019
mail@ethanmarshdesign.com
www.ethanmarshdesign.com

Proposed West
Elevation

PROJECT NO.: 03-010

ISSUE: DD-006

A-8

SCALE: 1/8" = 1'-0"

DATE DRAWN: 4/8/04

NO. 1 OF 1 DWGS.