



ATTIC

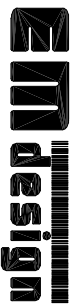
2nd FLOOR

1st FLOOR

BASEMENT

Addition to
 Meyo Residence
 119 East Dudley Avenue
 Westfield, New Jersey

ethan marsh
 534 hantordplace
 westfield, nj 07090



(908) 209-9019
 mail@ethanmarshdesign.com
 www.ethanmarshdesign.com

Proposed East
 Elevation

PROJECT NO.: 03-010

ISSUE: DD-006

A-6

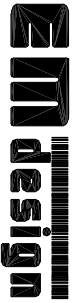
SCALE: 1/8" = 1'-0"

DATE DRAWN: 4/8/04

NO. 1 OF 1DWGS.

Addition to
Meयो Residence
119 East Dudley Avenue
Westfield, New Jersey

ethan marsh
534 hantfordplace
westfield, nj 07090



(908) 209-9019
mail@ethanmarshdesign.com
www.ethanmarshdesign.com

PROJECT NO.: 03-010

ISSUE: DD-006

NO. 1 OF 1DWGS.

Proposed North
Elevation

A-7

SCALE: 1/8" = 1'-0"

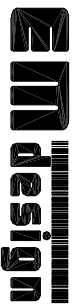
DATE DRAWN: 4/8/04





Addition to
 Meyo Residence
 119 East Dudley Avenue
 Westfield, New Jersey

ethan marsh
 534 hantfordplace
 westfield, nj 07090
 (908) 209-9019
 mail@ethanmarshdesign.com
 www.ethanmarshdesign.com



Proposed West
 Elevation

PROJECT NO.: 03-010 ISSUE: DD-006

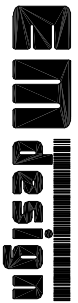
SCALE: 1/8" = 1'-0"
 DATE DRAWN: 4/8/04
 NO. 1 OF 1DWGS.

A-8



Addition to
 Meyo Residence
 119 East Dudley Avenue
 Westfield, New Jersey

ethan marsh
 534 hantfordplace
 westfield, nj 07090
 (908) 209-9019
 mail@ethanmarshdesign.com
 www.ethanmarshdesign.com



Proposed South
 Elevation

PROJECT NO.: 03-010 ISSUE: DD-006

SCALE: 1/8" = 1'-0"
 DATE DRAWN: 4/8/04
 NO. 1 OF 10WGS.

A-9