



ATTIC

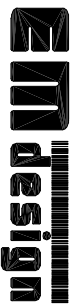
2nd FLOOR

1st FLOOR

BASEMENT

Addition to
 Meyo Residence
 119 East Dudley Avenue
 Westfield, New Jersey

ethan marsh
 534 hantordplace
 westfield, nj 07090



(908) 209-9019
 mail@ethanmarshdesign.com
 www.ethanmarshdesign.com

Existing East
 Elevation

PROJECT NO.: 03-010

ISSUE: DD-000

X-6

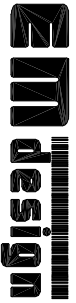
SCALE: 1/8" = 1'-0"

DATE DRAWN: 3/16/03

NO. 1 OF 10WGS.

Addition to
Meयो Residence
119 East Dudley Avenue
Westfield, New Jersey

ethan marsh
534 hantfordplace
westfield, nj 07090



(908) 209-9019
mail@ethanmarshdesign.com
www.ethanmarshdesign.com

Existing North
Elevation

PROJECT NO.: 03-010

ISSUE: DD-000

NO. 1 OF 1DWGS.

SCALE: 1/8" = 1'-0"
DATE DRAWN: 3/6/03

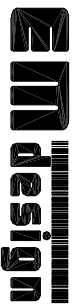
X-7





Addition to
 Meyo Residence
 119 East Dudley Avenue
 Westfield, New Jersey

ethan marsh
 534 hantfordplace
 westfield, nj 07090



(908) 209-9019
 mail@ethanmarshdesign.com
 www.ethanmarshdesign.com

Existing West
 Elevation

PROJECT NO.: 03-010

ISSUE: DD-000

X-8

SCALE: 1/8" = 1'-0"

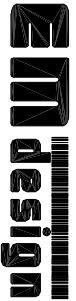
DATE DRAWN: 3/16/03

NO. 1 OF 1DWGS.



Addition to
 Meyo Residence
 119 East Dudley Avenue
 Westfield, New Jersey

ethan marsh
 534 hantfordplace
 westfield, nj 07090



(908) 209-9019
 mail@ethanmarshdesign.com
 www.ethanmarshdesign.com

Existing South
 Elevation

X-9

PROJECT NO.: 03-010

ISSUE: DD-000

SCALE: 1/8" = 1'-0"
 DATE DRAWN: 3/6/03
 NO. 1 OF 1DWGS.